



MINI SKID STEER ATTACHMENT LITERATURE

Vermeer®



EQUIPPED TO
DO MORE.®

BUCKETS & BLADES

When you need to power through with productivity you can be sure that you've come to the right place. With our versatile lineup of buckets and blades, your next job just got a whole lot easier. From hauling mulch, to moving stone, to clearing snow, and so much more, we've got just what you need to get the job done right.

1. 4-in-1 Bucket →

The 4-in-1 multi-purpose bucket functions as a loader bucket, clam, grapple, dozer, box scraper and bottom dump bucket with strong hinges and pins to distribute the load.

Width: 38" - 42.5" (96.5 cm - 108 cm)
Capacity: 4 cu ft. (.1 cu m)
Weight: 250 - 265 lb (113.4 - 120.2 kg)

2. Standard Bucket

The standard buckets are great attachments for a variety of jobs including land management, soil preparation, material hauling and construction.

Width: 36" - 48" (91.4 cm - 106.7 cm)
Capacity: 4 cu ft. (.1 cu m)
Weight: 245 lb (111.1 kg)

3. Scrap Grapple Bucket

The scrap grapple bucket is designed to move brush, limbs and branches around the jobsite.

Width: 36" - 42" (91.4 cm - 106.7 cm)
Capacity: 4 cu ft. (.1 cu m)
Weight: 260 - 280 lb (117.9 - 127 kg)

4. Rock Bucket

Designed to collect rocks and debris, allowing soil to sift through for fast clean-up, ground leveling and sifting out debris and rocks.

Width: 42" (106.7 cm)
Capacity: 4 cu ft. (.1 cu m)
Weight: 166 lb (75.3 kg)

Narrow Mulch Bucket (NOT PICTURED)

Perfect for hauling materials around the landscaping site.

Width: 34.5" (87.6 cm)
Capacity: 6 cu ft. (.2 cu m)
Weight: 187 lb (84.8 cm)



1

2

3

4



6. Tooth Bucket

Tooth bucket is versatile on the jobsite, able to tackle different projects with ease.

Width: 42" - 48" (106.7 cm - 121.9 cm)

Capacity: 4 - 6 cu ft. (.1 - .2 cu m)

Weight: 230 - 250 lb (104.3 - 113.4 kg)

7. Dozer Blade

Dozer blade is designed in either an angle only or an angle and tilt version. Great for leveling and grading material, cutting grade, back filling trenches and snow removal.

Width: 46" (116.8 cm) and 67" (170.2)

Maximum Weight: 257 lb. (116.6 kg)

8. Snow Blade

Ideal for pushing material such as snow and soil with a max cutting width of 41.5"

(105.4 cm).

Width: 48" (121.9 cm)

Weight: 460 lb (208.7 kg)



GROUND MAINTENANCE

We've all got a duty to care for the land, that's why we're committed to helping you make the most out of your ground maintenance operation. With our extensive lineup of attachments you can go from leveling to tilling to mowing to raking and more – giving you everything you need to keep the ground under your feet, under control.



1. Soil Renovator

Designed as a one pass seed bed preparation tool. The soil is moved through a series of screening tines moving debris to the bottom.

Width: 34.5" (87.6 cm)
Capacity: 6 cu ft. (.2 cu m)
Weight: 187 lb (84.8 kg)

2. Land Leveler

Leveler was designed to level, fill in low spots and smooth the ground out for sodding and seeding.

Width: 49" (124.5cm)
Capacity: 36" (92.4 cm)
Weight: 170 lb (77.1 kg)

3. Sod Roller

Sod Roller is designed to transport and install small rolls of sod. There is an optional bolt-on bracket for 42" sod roller.

Width (arms closed): 39" (99.1 cm)
Weight: 195 lb (88.5 kg)

4. Rotary Broom

The rotary broom is used for sweeping material off of surfaces with polypropylene or wire brushes available.

Width: 52" (137.2 cm)
Working Width: 42" (106.7 cm)
Weight: 400 lb (181.4 kg)

5. Harley Rake

The Harley rake is built to easily remove and reverse end plates for windrowing with pure carbide teeth design to ensure best possible seed bed.

Width: 55.5" (140.7cm)
Roller Width: 48" (121.9 cm)
Weight: 365 lb (165.6 kg)

6. Brush Mower

Perfect for shredding brush as it glides through it's path - cutting up to 2.5" (6.4 cm).

Width: 50" (127 cm)
Weight: 490 lb (222.3 kg)

7. Snow Blower

Designed to work through dense snow fall and get the job done efficiently.

Width: 48" (106.7 cm)
Height: 57" (144.8 cm)
Auger Diameter: 14" (35.6 cm)
Weight: 745 lb (337.9 kg)

8. Root Cutter



Designed to cut out troublesome roots beside sidewalks and driveways.

Depth: 14" (35.6 cm)
Weight: 550 lb (249.6 kg)
Cutter Teeth Setup: 2.5" width
Cutter Teeth Setup: 3.5" width

Tiller (NOT PICTURED)

With replaceable and reversible tines, the tiller is a tough tool to help operators perform ground preparation.

Width: 51" (129.5 cm)
Working Width: 40" (101.6 cm)
Depth: 4.5" (11.4 cm)
Weight: 320 lb (145.2 kg)



GRAPPLES & FORKS

Are you ready to start working smarter, not harder? We thought so, that's why we've combined brains with brawn in our robust lineup of grapples and forks. From here to there and everywhere inbetween. That's where we work – helping you get what you need to where you need it.

1. Log Root Brush Grapple

With an open design, the brush grapple is designed to move brush, limbs and branches. The open tine design allows the vegetative material to be moved while allowing soil to drop through.

Width: 42" (106.7 cm)
Weight: 316 lb (143.3 kg)

3. Tree and Shrub Grapple

The tree and shrub grapple is perfect for easily removing small trees, shrubs and ornamentals without manual labor.

Width: 24.3" (61.7 cm)
Jaw Opening-full: 20.5" (52.1 cm)
Weight: 185 lb (83.9 kg)

5. Hardscape Grapple

Eliminates the need to manually move hardscape materials such as concrete paver sections, concrete blocks, small boulders and other materials around the jobsite.

Width Closed: 40.6" (103.1 cm)
Length: 11.5" (29.2 cm)
Grip Width Closed: 18" - 48" 45.7 cm - 121.9 cm)
Grip Width Open: 17.5" (44.5 cm)
Lift Capacity: 1500 lb (680.4 kg)
Weight: 175 lb (79.4)

2. LG46

The LG46 is built to help efficiently move large logs around the jobsite and maneuver through tight spaces.

Width: 46" (116.8 cm)
Weight: 360 lb (163.3 kg)

4. Tree Forks

Tree Forks are designed to pick up and transport balled trees. Perfect for nursery's and large jobsites. Capable of grasping up to 44" (111.8 cm) tree balls.

Width: 25" (63.5 cm)
Length: 47" (119.4 cm)
Weight: 145 lb (65.8 kg)

6. Pallet Forks

The Pallet forks are a great tool for transporting large materials such as sod, bags of mulch and pavers throughout the jobsite - whether on a pallet or placed directly on the forks.

PINSTYLE
Fork Length: 32" (81.3 cm)
Weight: 162 lb (73.5 kg)

RALLSTYLE
Fork Length: 42" (106.7cm)
Weight: 210 lb (95.3 kg)


RALLSTYLE
Fork Length: 48" (121.9 cm)
Weight: 223 lb (101.2 kg)

RLG46 (NOT PICTURED)

Perfect for hauling materials around the landscaping or tree care jobsite.

Width: 46" (116.8 cm)
Length: 420 lb (190.5 kg)
360° Rotation

*Requires dual auxiliary hydraulic hookup



DIGGING TOOLS

Ready. Set. Dig! And never look back, because with our power-packed lineup of digging tools you'll be leading the pack. So whether you're augering for fence posts, trenching in tile, boring a drill path and more, you can be sure you've got what you need from the starting line to a first place finish.

1. Multi-Task Tool with JIB Pole

Width: 51" (129.5 cm)
Weight: 120 lb (54.5 kg)
*JIB pole included

2. Power Shovel

The power shovel is a great tool for digging into tough ground conditions and getting plants with deep roots out of the ground.
Weight: 163 lb (73.9 kg)

3. Vibratory Plow

The vibratory plow's hydraulic motor includes high-pressure seal and internal valve for extended motor life and performance.
Max Plow Depth: 12" (30.5 cm)
Weight: 340 lb (154.2 kg)

4. Hydraulic Boring

Hydraulic boring tool allows the operator to create a drill path in tight spaces.
Width: 25" (63.5 cm)
Weight: 115 lb (52.2 kg)
*Tooling sold separately

5. Hydraulic Breaker




Break through concrete or rock with the powerful force of the hydraulic breaker.
Width: 1.8" (4.6 cm)
Weight: 230 lbs (104.3 kg)
Max Impact Frequency: 1250 bpm

6. Auger

The Auger is capable of boring holes from 6" (15.2 cm) to 36" (91.4 cm) diameter and is great for landscapers and contractors to get into tight areas.
Max Auger Diameter: 36" (91.4 cm)
Max Auger Flow: 13 gpm (49.2 L/min)
Weight: 154 lb (69.9 kg)

Trencher (NOT PICTURED)

The trencher attachment is a heavy duty tool to give contractors the solution for digging trenches - large or small.
Width: 4 - 6" (10.2 - 15.2 cm)
Digging Depth: 24-48" (61-121.9 cm)
Max Weight: 520 lb (235.9 kg)



Vermeer®



**EQUIPPED TO
DO MORE.®**

Vermeer Corporation reserves the right to make changes in engineering, design and specifications; add improvements; or discontinue manufacturing at any time without notice or obligation. Equipment shown is for illustrative purposes only and may display optional or global-region specific accessories or components.

Please contact your local Vermeer Dealer for more information.

Vermeer, the Vermeer logo and Equipped to Do More are trademarks of Vermeer Manufacturing Company in the U.S. and/or other countries.

© 2017 Vermeer Corporation. All Rights Reserved.